OCTOBER 2025

3Q25 RESULTS



SouthernPerú

GrupoMéxico MINERÍA

Disclaimer

The material in this presentation has been prepared Southern Copper Corporation (SCC) and is general background information about SCC's activities current as at the date of this presentation. This information is given in summary form and does not purport to be complete. Information in this presentation, including financial forecasts, should not be considered as advice or a recommendation to investors or prospective investors in relation to holding, purchasing or selling securities or other financial products or instruments and does not take into account your particular investment objectives, financial situation or needs.

Before acting on any information, you should consider the appropriateness of the information regarding these matters, any relevant offer document and in particular, you should seek independent financial advice. All securities and financial product or instrument transactions involve risks, which include (among others) the risk of adverse or unanticipated market, financial or political developments and, in international transactions, currency risk.

This presentation may contain forward looking statements including statements regarding our intent, belief or current expectations with respect to SCC's businesses and operations, market conditions, operation results and financial condition, capital adequacy, specific provisions and risk management practices. Readers are cautioned not to place undue reliance on these forward-looking statements.

GM does not undertake any obligation to publicly release the result of any revisions to these forward-looking statements to reflect events or circumstances after the date hereof to reflect the occurrence of unanticipated events. While due care has been used in the preparation of forecast information, actual results may vary in a materially positive or negative manner. Forecasts and hypothetical examples are subject to uncertainty and contingencies beyond SCC's control. Past performance is not a reliable indication of future performance.
Unless otherwise specified all information is for the quarter ended on September 30th.

Summary financial information

This document includes summary financial information and should not be considered a substitute for our full financial statements, including footnotes, management/auditors' reports, and related management's discussion and analysis. You can access our financial reports and other disclosures at our website, https://southerncoppercorp.com/.

Agenda

Copper Market 4

Key Results

Production 5
Financial Results 6
Financial Highlights 7

Capital Investments 8

Environmental, Social and Governance Investment 9

Dividend Announcement 10

Q&A Session 11

Copper Market

LME Copper Price

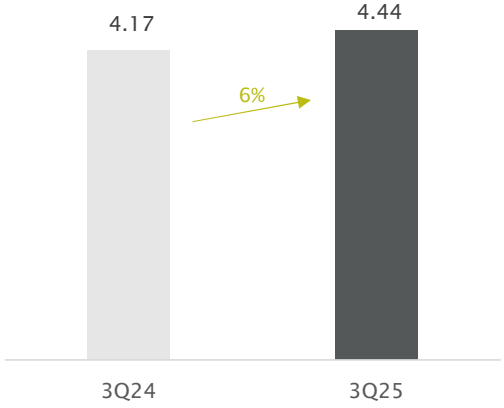

Outlook

- ▲ Expected market deficit in 2025.
- ▲ Low copper inventories. Currently it covers 8 days of consumption.
- ▲ New demand from decarbonization technologies and artificial intelligence technologies.
- ▼ Recent US tariff policy changes on US copper imports.

Production

3Q25 vs 3Q24

Copper

(Tons)

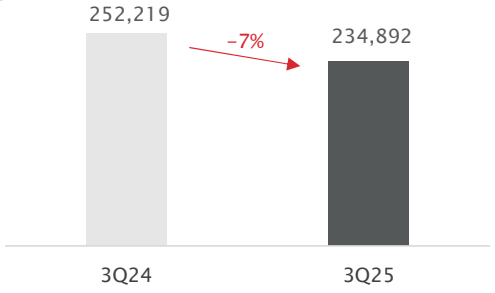

Copper

(Tons)

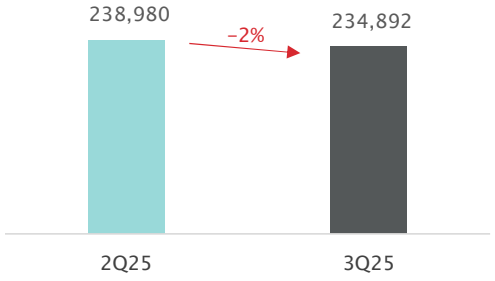

Molybdenum

(Tons)

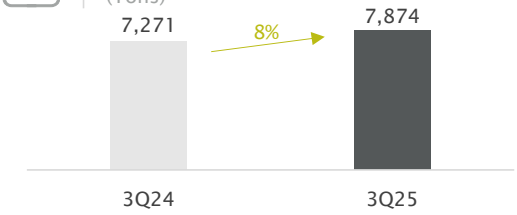

Silver

(MM Ounces)

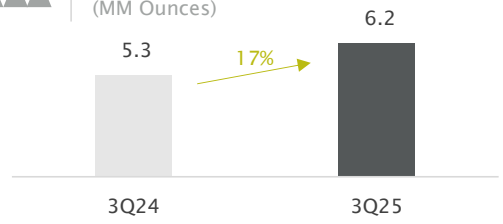

Zinc

(Tons)

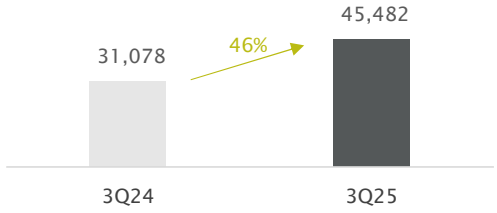

Financial Results

USD	3Q24	3Q25	VAR%	9M24	9M25	VAR%
Net Sales	2,931	3,377	15%	8,649	9,550	10%
Operating Cost	1,481	1,609	9%	4,402	4,659	6%
EBITDA	1,685	1,975	17%	4,899	5,512	13%
Cash Cost	0.76	0.42	(45%)	0.86	0.61	(29%)
Net Income	897	1,108	24%	2,583	3,027	17%

Financial Highlights

3Q25

Sales

US$3,377 M.

3Q25 vs 3Q24: +15%

3Q25 vs 2Q25: +11%

Operating Cost

US$1,609 M.

3Q25 vs 3Q24: +9%

3Q25 vs 2Q25: +10%

EBITDA

US$1,975 M.

3Q25 vs 3Q24: +17%

3Q25 vs 2Q25: +|0%

Cash Cost

US$0.42

3Q25 vs 3Q24: -45%

3Q25 vs 2Q25: -33%

Net Income

US$1,108 M.

3Q25 vs 3Q24: +24%

3Q25 vs 2Q25: +14%

Capital Investments

Peru

Projects

Mexico

2027

TIA MARIA

- 120k tons Cu
- US $1.8 B

2028

EL PILAR

- 36k tons Cu
- US $310 MM

2029

ILO SMELTER

- US $1.3 B

EMPALME SMELTER

- US $1.1 B

2030

EL ARCO

- 190k tons Cu
- 105k Oz Au
- US $2.9 B

2031

LOS CHANCAS

- 130k tons Cu
- 7.5k tons Mo
- US $2.6 B

2032

MICHIQUILLAY

- 225k tons Cu
- US $2.5 B

Board Approved | +156k tons Cu

Other Projects | +545k tons Cu

ESG Investments

SCC is committed to improving its ESG record by adopting best practices.



ESG Recognitions

S&P Global increased SCC's rating by 4 points over last year's print. This result positions the company among the leaders in the mining sector's performance ranking, with a rating that is more than twice the industry's average. Some of SCC's disaggregated ratings were the highest reported for the sector.

Climate Change

The electricity that our underground mines have received from the Fenicias wind farm has enabled us to curb greenhouse gas emissions by 180 thousand carbon tons thus far in 2025, which is equivalent to the electricity supply needed to sustain 40 thousand households in Mexico.

Biodiversity

Thus far in 2025, we have conducted advance work to restore 67 hectares at our Buenavista del Cobre installations in Sonora and slightly less than 10 hectares in the Ite wetlands in Peru. These efforts entail reincorporating areas of the landscape that were previously impacted by our operations and providing important environmental services.

Community Development

Through the works for taxes mechanism, we are financing modernization and upgrades at an emblematic secondary school in the District of Cocachacra, which will serve 400 students, and a Biomedical Sciences Laboratory at the Universidad Nacional de San Agustín in Arequipa, which will be used by 3,000+ students and researchers.

Local Communities

During its tour of Sonora in 2025, the Health Train sponsored by Fundación Grupo México imparted more 20 thousand free consultations in eight municipalities, marking an all-time high in Dr. Vagón's history. Over its nine previous visits to the region, more than 59 thousand medical consultations and 70 thousand prescriptions were provided at no cost.

Dividend Announcement

Financial Performance Supports Shareholders Returns

Annual Dividend Yield

2023 | 5.4%

2024 | 4.6%

2025 | 6.6%

Dividends Paid Per Period

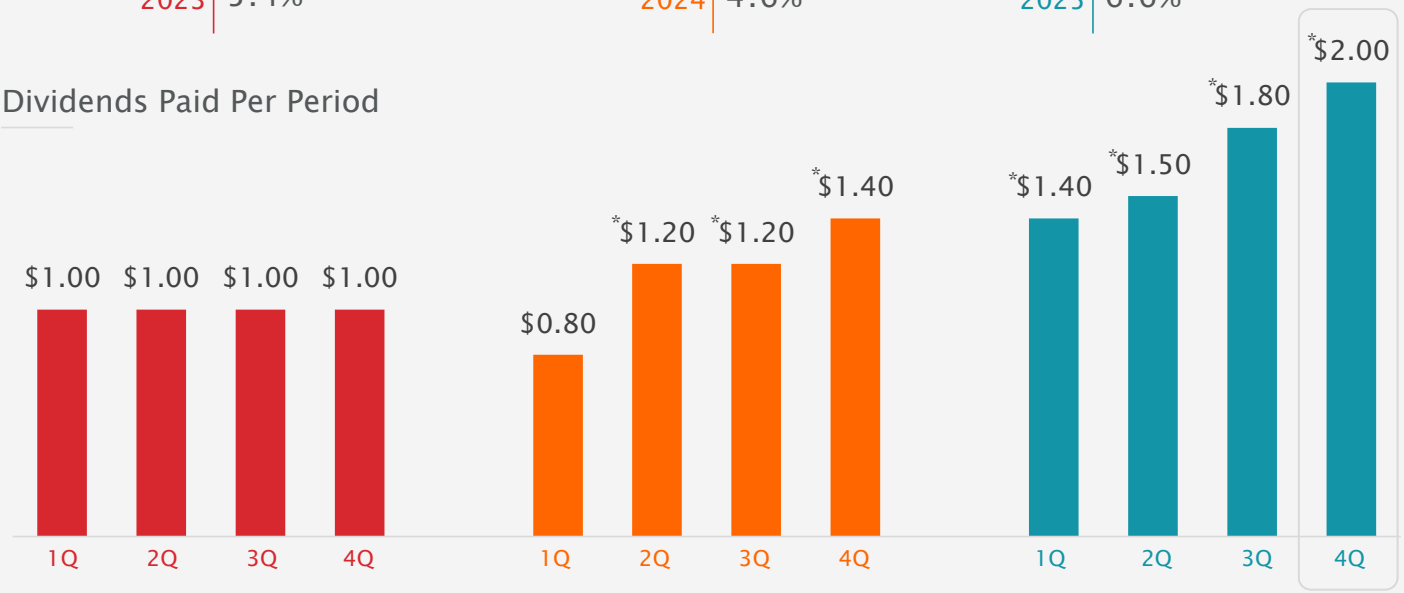

* Dollar value of dividends estimated by the addition of cash dividend per share of common stock plus the estimated dollar value of the stock dividend at the share price indicated in the press release (estimated share price of the dividend announcement day).

Q&A Session

2025